



Learning at Home

December 2008

Tour of Birthplace

Photos
On Secure
SDHSA Site

The kids really enjoyed this tour! We got to see two different kinds of rooms, one where moms labor and deliver babies, and another where they recover. It was interesting to see the equipment, and also how some of it was hidden behind paintings. We also got to see a couple of babies in the nursery, and in the food area, the kids got to eat graham crackers. We did a lot of walking, but it was quite enjoyable, as there were beautiful baby photos all along the walls of the hallways.

In the picture directly to the left is a nurse checking on a baby. (The pictures were taken with a cell phone).

Gym-tastic Tuesday at All American Gymnastics

Photos
On Secure
SDHSA Site

There were about 25 kids there and they had access to the entire gym. All American Gymnastics had 4 inflatables set up. Our second meet-up was a success!

The cost is only \$3 for each child, walking age and up. There will be no charge for non-walking babies or parents. The next meet-up will be December 9th at 1:30pm.

The kids will be able to play on a variety of fun inflatables as well as gymnastics equipment, in-ground trampolines, and foam safety pits.

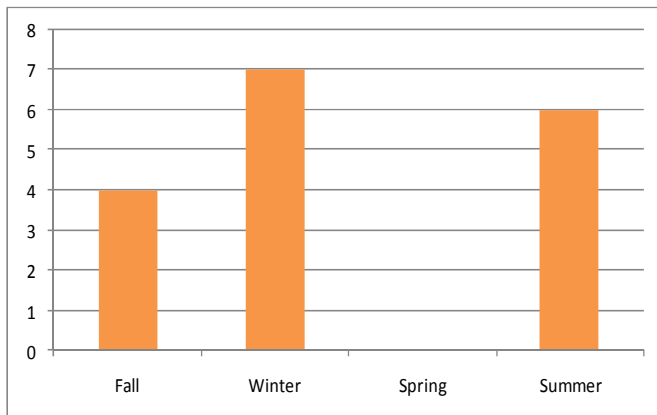
This activity is open to all SDHSA members and their children. To join SDHSA, please visit <http://www.sdhso.org>.

Google Map: http://www.sdhso.org/Maps/All_American_Gymnastics.html

Voting Results

On November 4th SDHSA kids were given the opportunity to vote at Park Day. For those who were unable to attend Park Day an absentee ballot was set up. Eighteen kids voted, 4 were absentee votes! Thanks to all the kids who voted.!

What is your vote for the best season?



Craft Corner

Cinnamon and applesauce ornaments

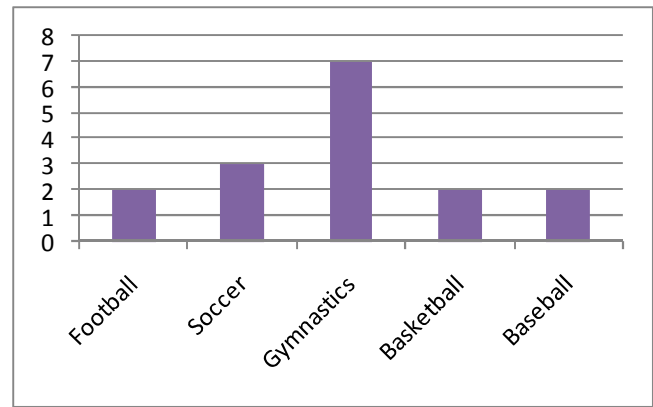
Submitted by Gina (SDHSA Craft Coordinator)

- 1 cup cinnamon
- 1 tbsp. ground cloves
- 1 tbsp. nutmeg
- 1 tbsp. allspice
- 1 tbsp ginger
- 3/4 c. applesauce

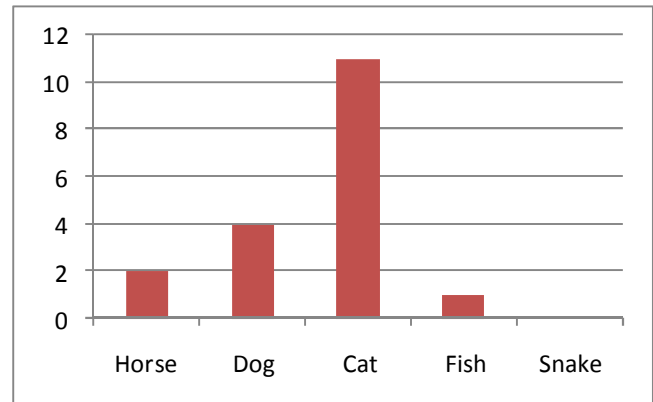
In medium bowl, combine cinnamon, cloves, allspice, ginger & nutmeg. Add applesauce, stir to combine. Work mixture with hands 2 to 3 minutes or until dough is smooth and ingredients are thoroughly mixed. Roll out dough to 1/4 inch thickness. Cut dough with cookie cutters. Using straw or pencil, make small hole in top of ornament. Bake on an ungreased cookie sheet at 150 degrees for 1 hour. Remove from the cookie sheet and bake on the oven racks for another hour and a half.

Use these ornaments to decorate gifts, hang on tree, etc.

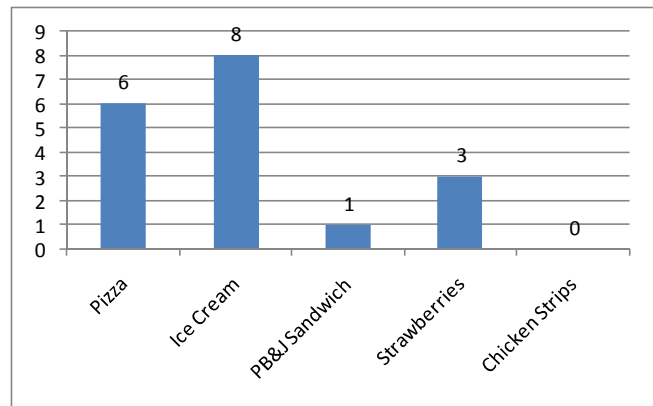
What is your vote for the best sport?



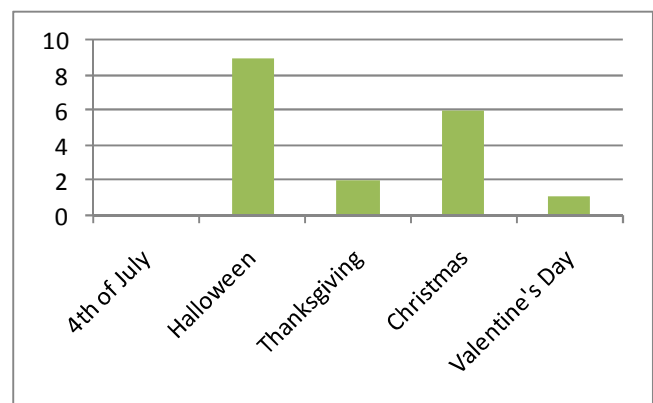
What is your vote for the best pet ever?



What is your vote for the best food ever?



What is your vote for the best Holiday?



Entire Page
On Secure
SDHSA Site



December 2008

Please note some activities have an additional fee or may have a minimum age—please see online for full information

Contact:

questions@sdhsa.org

All messages will be returned by a SDHSA Leader

Web Site:

<http://www.sdhsa.org>

Address:

SDHSA of Sioux Falls
P.O. Box 882
Sioux Falls, SD 57101

Yahoo Group:

<http://groups.yahoo.com/group/SDHSA>

Treasurer: Crystal

crystal@sdhsa.org

Tours: Penny

penny@sdhsa.org

Newsletter/Volunteerism: Becky

becky@sdhsa.org

Website: Melissa

melissa@sdhsa.org

Administrative Support: Tamara

tamara@sdhsa.org

Gym: Angie

angie@sdhsa.org

Special Activities: Christina

Christina@sdhsa.org

Box Tops/Campbells/Lids: Karin

karin@sdhsa.org

Crafts: Gina

gina@sdhsa.org

SUN	MON	TUE	WED	THU	FRI	SAT
	1	2 1:30pm Gym Time	3	4 4:30pm Tour of Kelo TV Studios	5 1:30pm Swimming	6
7	8	9 1:30pm Gym-tastic Tuesday at All American Gym- nastics	10	11 6:30pm Thursday Night Dine, Plan, & Chat	12	13
14	15	16 1:30pm Gym Time <i>*Donated baked items collected for donation</i>	17	18 <i>*Donated baked goods dropped off at Ronald McDonald House by Becky</i>	19 1:30pm Tour of Sec- ond Chance Rescue	20
21	22	23 1:30pm Holiday Treats at Backyard Adventures	24	25	26	27
28	29	30 1:30pm Outdoor Campus Class for SDHSA Kids	31			

Box Tops/Campbell's Points Update

Soup labels: 1404 points (confirmed)

Box Tops: \$71.90 (unconfirmed-they don't update until Dec)

Please keep the Box Tops, Campbell's points, and Land O' Lake Lids coming. They can be brought to any SDHSA event in a bag with your last name on it. Please give them to Karin or any SDHSA Leader. A poll will be set up closer to when SDHSA will receive a check to determine what to do with it. Last year the group paid for an animal encounter at the Great Plains Zoo.

If you have any gently used craft supplies that you would like to donate to SDHSA please email gina@sdhsa.org.

Thanks.

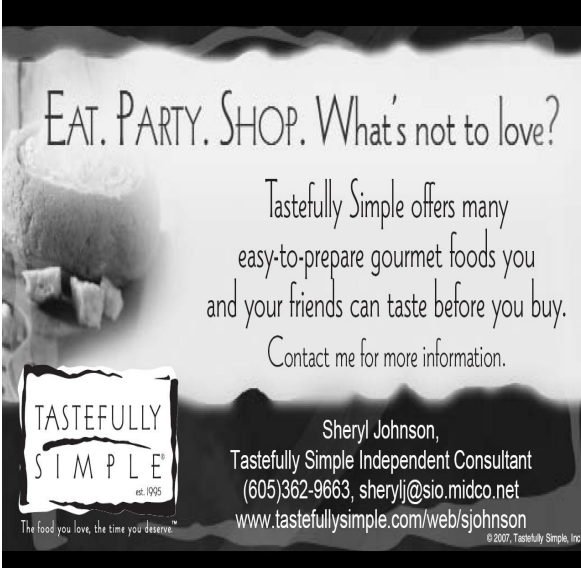
Did you know that there is a Kids Activities site on the secure SDHSA Members area? Simply sign in the members area on the bottom right there is a link "A Website for SDHSA Kids". While there kids can look at previous featured SDHSA kids, look at fellow kids birthdays, and check out some kid safe links/sites!

The next volunteer opportunity will be with Ronald McDonald House. You can bring your baked goods, they prefer cookies or bars, to Bowden (on December 16th). Becky will then bring all items to the Ronald McDonald House. They do not need an ingredient list. A message will be sent to the yahoo group with more information. Any questions: becky@sdhsa.org, thanks.

Ad Space

If you would like ad space please see the link:
<http://www.sdhsa.org/Misc/Ads.html>

If you have any questions please contact:
becky@sdhsa.org



EAT. PARTY. SHOP. What's not to love?

Tastefully Simple offers many easy-to-prepare gourmet foods you and your friends can taste before you buy.

Contact me for more information.

TASTEFULLY SIMPLE
est. 1995

The food you love, the time you deserve.™

Sheryl Johnson,
Tastefully Simple Independent Consultant
(605)362-9663, sherylj@sio.midco.net
www.tastefullysimple.com/web/sjohnson

© 2007, Tastefully Simple, Inc.